

**DCM Test Report**

Cable Type : 4x2x24 x PE/PVC	Factory Number : NEX1	Data File Name : DA027703.XLD
Cable I.D. : FTP#24X4P CABLE	Order Number : 1053 GY-245	Specification File : SLOT CAT6.LDS
Temperature : 25.00 [deg]	Operator : CHANG	Test Date : 02/19/2006
Length : 305.00 m	Number of Pairs to Test : 4	Test Time : 12:34:38 PM
Starting Position : 2		

**Pass - Fail Test Certificate - 4 Pairs**

**High Frequency**

Test Type	Test Result
<b>Input Impedance (Zin)(Ohms)(Open/Short)</b>	Passed
<b>Return Loss (RL)(dB)(Open/Short)</b>	Passed
<b>Attenuation (ATT)(Curve Fit)(dB/100.0 m)@20C</b>	Passed
<b>Near End Crosstalk (NEXT)(dB)</b>	Passed
<b>Power Sum NEXT(PSNEXT)(dB)</b>	Passed
<b>ATT to NEXT Ratio (ACR NEXT)(dB/100.0 m)</b>	Passed
<b>ACR Power Sum (ACR PS)(dB/100.0 m)</b>	Passed

**Low Frequency**

Test Type	Test Result
<b>Conductor Resistance(Ohms/100.0 m)@20C</b>	Passed
<b>Resistance Unbalance( % )@20C</b>	Passed
<b>Mutual Capacitance(nF/100.0 m)@1000Hz</b>	Passed
<b>Cap. Unbalance to Ground(pF/0.0 m)@1000Hz</b>	Passed
<b>Cap. Unbalance to Shield(pF/100.0 m)@1000Hz</b>	Passed

Signature:	Approved:	Date:
------------	-----------	-------

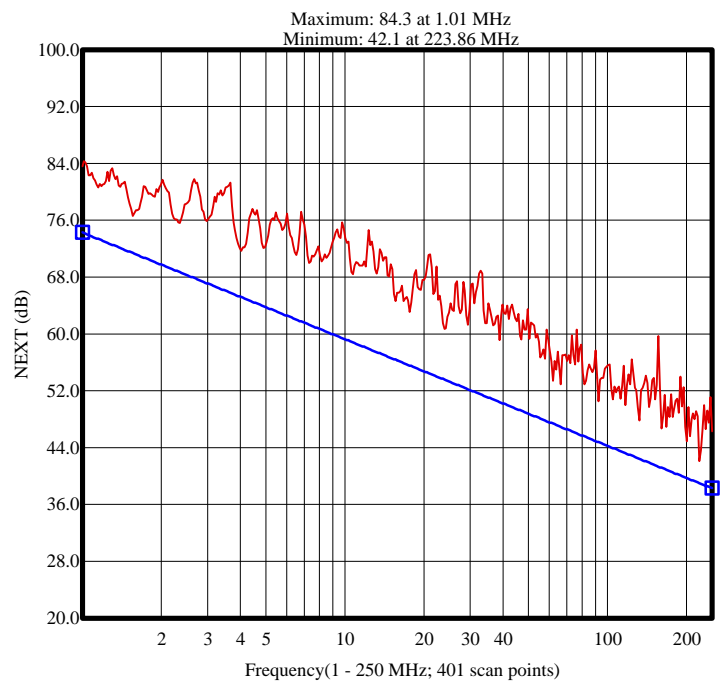
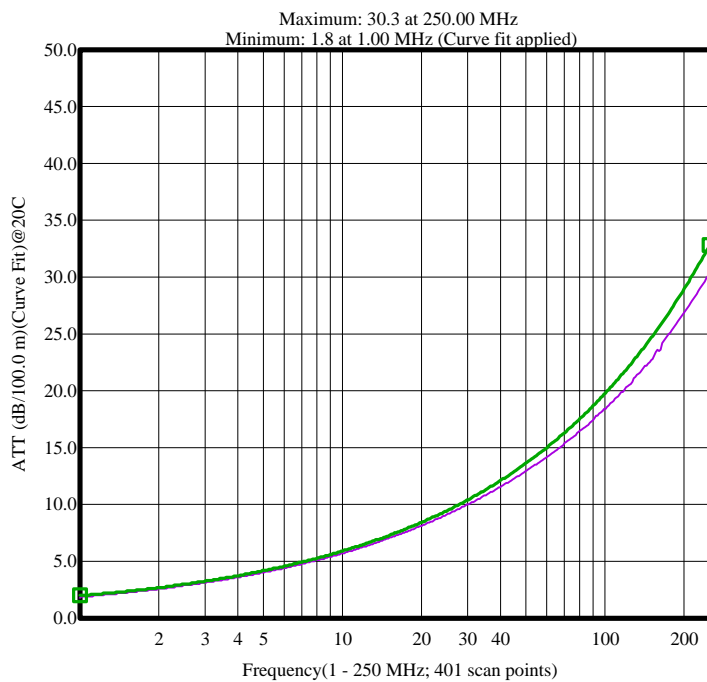
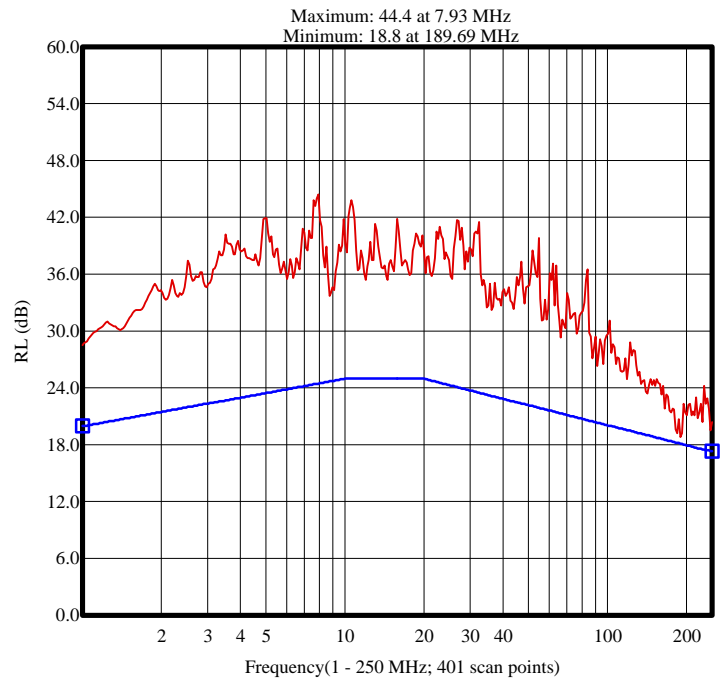
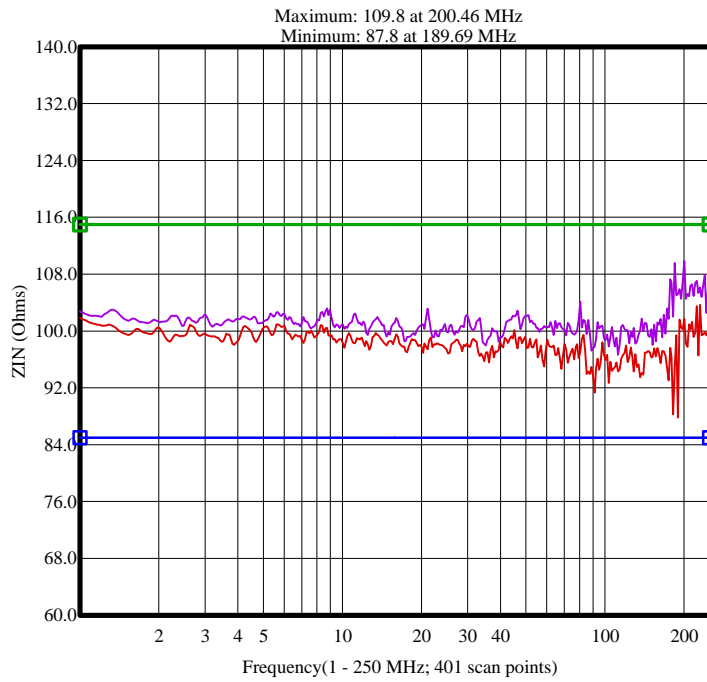
### DCM Test Report

Cable Type : 4x2x24 x PE/PVC	Factory Number : NEX1	Data File Name : DA027703.XLD
Cable I.D. : FTP#24X4P CABLE	Order Number : 1053 GY-245	Specification File : SLOT CAT6.LDS
Temperature : 25.00 [deg]	Operator : CHANG	Test Date : 02/19/2006
Length : 305.00 m	Number of Pairs to Test : 4	Test Time : 12:34:38 PM
Starting Position : 2		

### Worst Case Summary

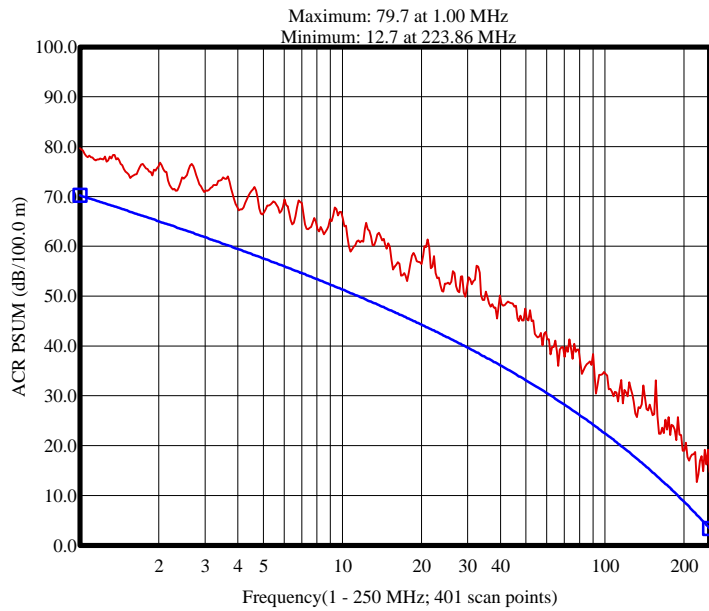
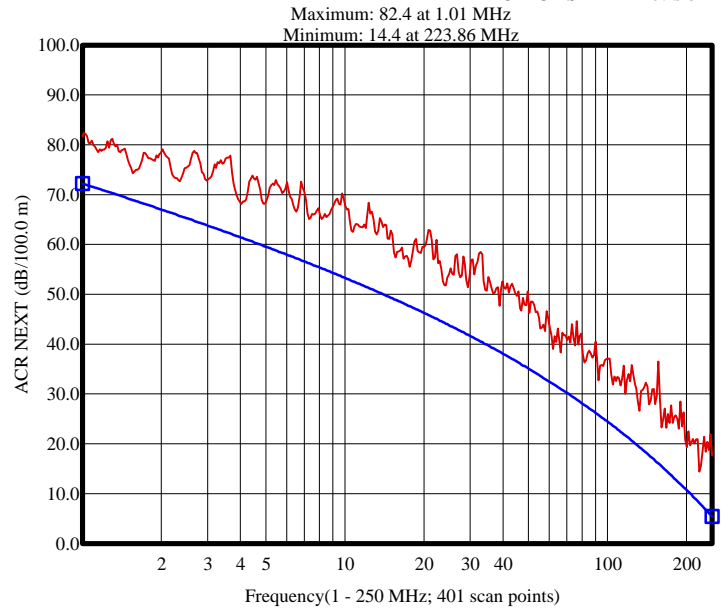
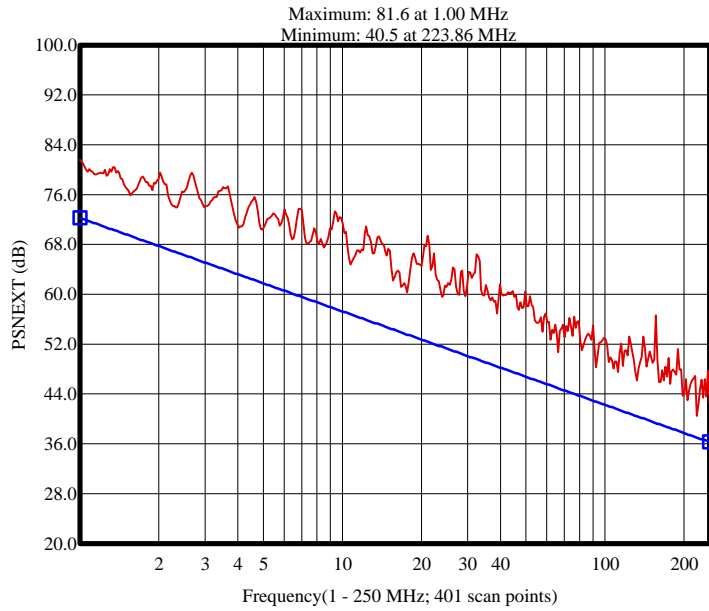
#### High Frequency

Test Type	Specification	Measured (Pair)	Margin	@ Frequency (MHz)	Test Result
Input Impedance (Zin)(Open/Short)	85.0 (Min)	87.8 (Pair 4)	2.8	189.69	Passed
Input Impedance (Zin)(Open/Short)	115.0 (Max)	109.8 (Pair 2)	5.2	200.46	Passed
Return Loss (RL)(O/S)	18.1 (Min)	18.8 (Pair 4)	0.7	189.69	Passed
Attenuation (ATT)(Curve Fit)@20C	2.1 (Max)	2.0 (Pair 1)	0.1	1.18	Passed
Near End Crosstalk (NEXT)	39.0 (Min)	42.1 (Pairs 1-3)	3.1	223.86	Passed
Power Sum NEXT(PSNEXT)	37.0 (Min)	40.5 (Pair 3)	3.5	223.86	Passed
ATT to NEXT Ratio (ACR NEXT)	68.9 (Min)	74.3 (Pairs 3-2)	5.4	1.56	Passed
ACR Power Sum (ACR PS)	6.1 (Min)	12.7 (Pair 3)	6.6	223.86	Passed



N/A = Not Applicable.  
--- = Disable/Bypassed Pair.

\* = Measured value out of spec.  
xxx = No entry.



N/A = Not Applicable.  
--- = Disable/Bypassed Pair.

\* = Measured value out of spec.  
xxx = No entry.

**Worst Case Summay**

**Low Frequency**

Statistical Parameter	Maximum		Minimum		Average Maximum		Standard Deviation		Result
	Spec Limit	Measured	Spec Limit	Measured	Spec Limit	Measured	Spec Limit	Measured	
Conductor Resistance(Ohms/100.0 m)@20C	9.38	7.95	xxx	7.60	xxx	7.76	xxx	0.144	Passed
Resistance Unbalance( % )	5.00	0.55	xxx	0.06	xxx	0.21	xxx	0.196	Passed
Mutual Capacitance(nF/100.0 m)@1000Hz	5.80	5.45	xxx	5.23	xxx	5.38	xxx	0.092	Passed
Cap. Unbalance to Ground(pF/0.0 m)@1000Hz	330.00	0.00	xxx	0.00	xxx	0.00	xxx	1.000	Passed
Cap. Unbalance to Shield(pF/100.0 m)@1000Hz	330.00	0.14	xxx	0.10	xxx	0.12	xxx	0.018	Passed

**Detail: Resistance/Capacitance Measurement -Normalized**

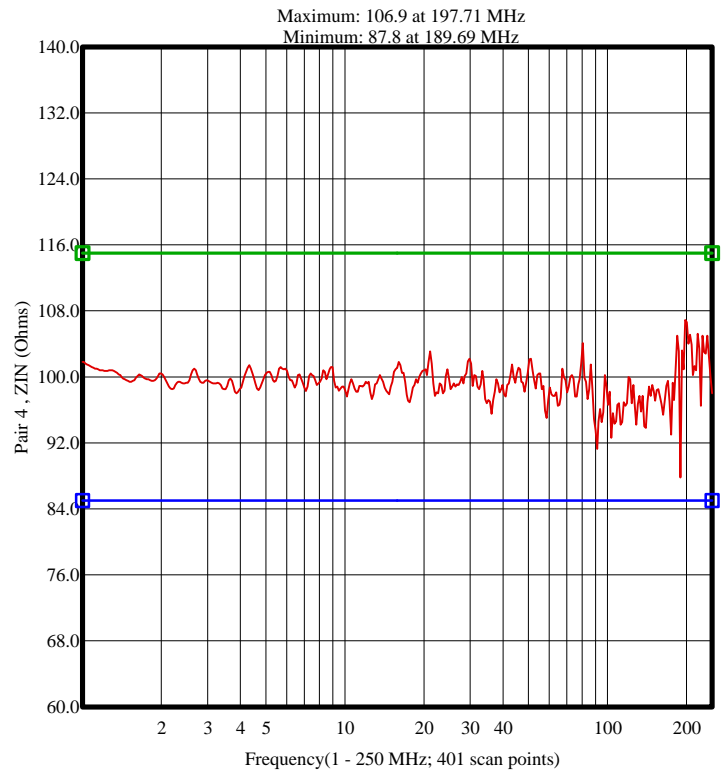
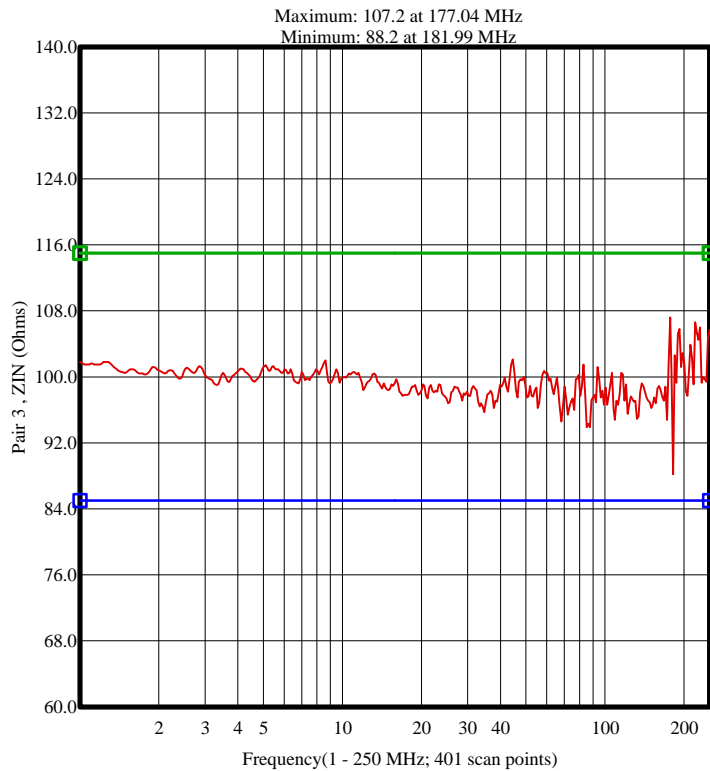
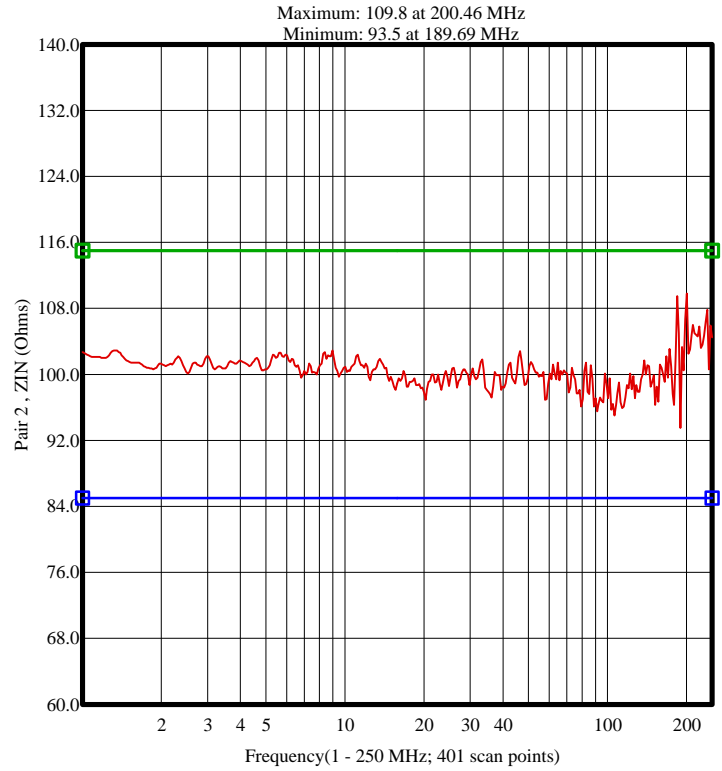
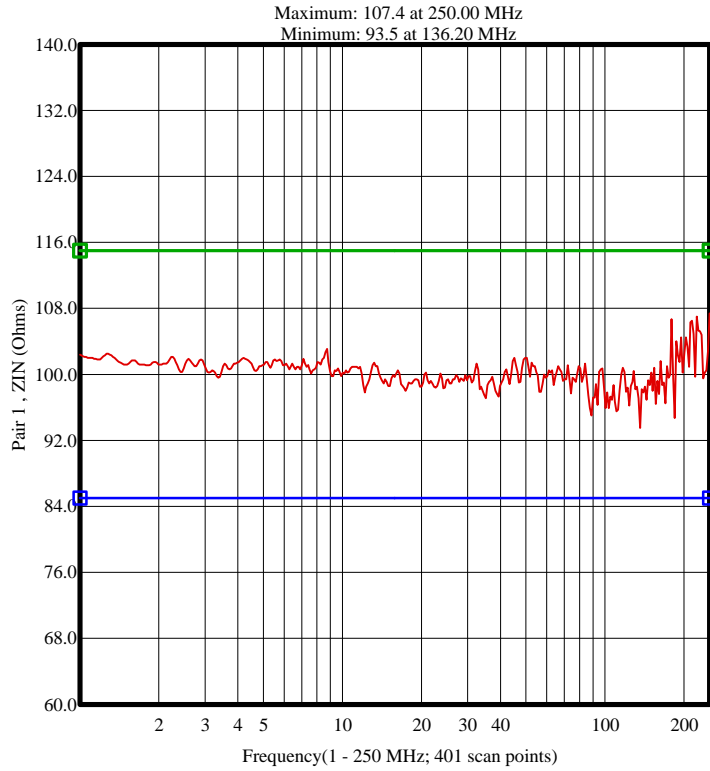
Test Types	Conductor Resistance Ra @20C	Conductor Resistance Rb @20C	Resistance Unbalance	Mutual Capacitance @1000 Hz	Capacitance Unbalance to Ground @1000 Hz	Capacitance Unbalance to Shield @1000 Hz	Test Result
Unit	Ohms/100.0 m	Ohms/100.0 m	%	nF/100.0 m	pF/0.0 m	pF/100.0 m	
Max Spec	9.38	9.38	5.00	5.80	330.00	330.00	
Min Spec	xxx	xxx	xxx	xxx	xxx	xxx	
Pair 1 [2]	7.87	7.86	0.14	5.38	0.00	-0.10	Passed Passed Passed Passed
Pair 2 [3]	7.62	7.66	0.55	5.23	0.00	-0.14	
Pair 3 [4]	7.95	7.94	0.10	5.45	0.00	-0.10	
Pair 4 [5]	7.60	7.60	0.06	5.45	0.00	0.13	

N/A = Not Applicable.  
--- = Disable/Bypassed Pair.

\* = Measured value out of spec.  
xxx = No entry.

### Summary and Graphic: Input Impedance (Zin)(Open/Short)

Pair [Position]	Specification		Measured(Ohms)		Margin (Ohms)		@ Frequency (MHz)		Test Result
	Minimum	Maximum	Minimum	Maximum	Minimum	Maximum	Minimum	Maximum	
Pair 1 [2]	85.0	115.0	93.5	107.4	8.5	7.6	136.20	250.00	Passed
Pair 2 [3]	85.0	115.0	93.5	109.8	8.5	5.2	189.69	200.46	Passed
Pair 3 [4]	85.0	115.0	88.2	107.2	3.2	7.8	181.99	177.04	Passed
Pair 4 [5]	85.0	115.0	87.8	106.9	2.8	8.1	189.69	197.71	Passed



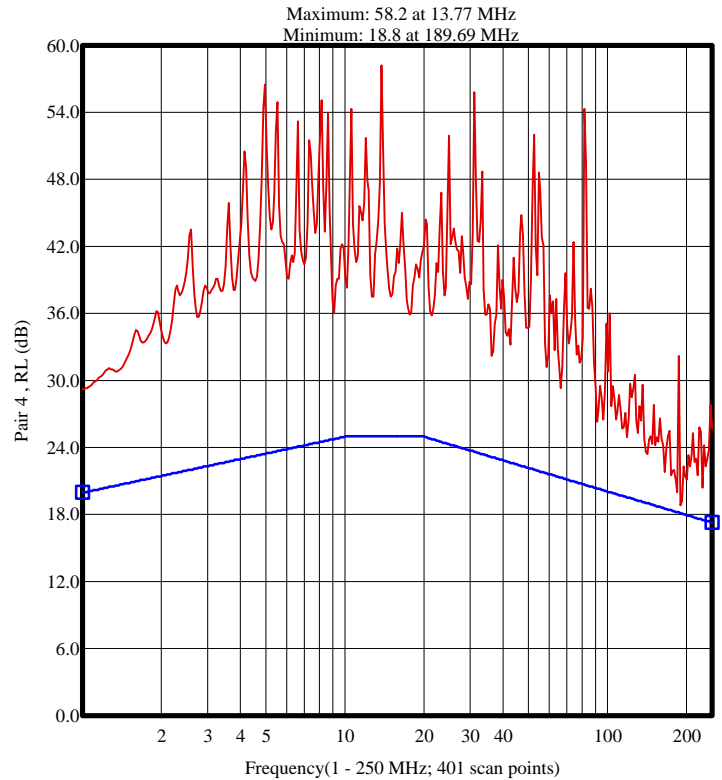
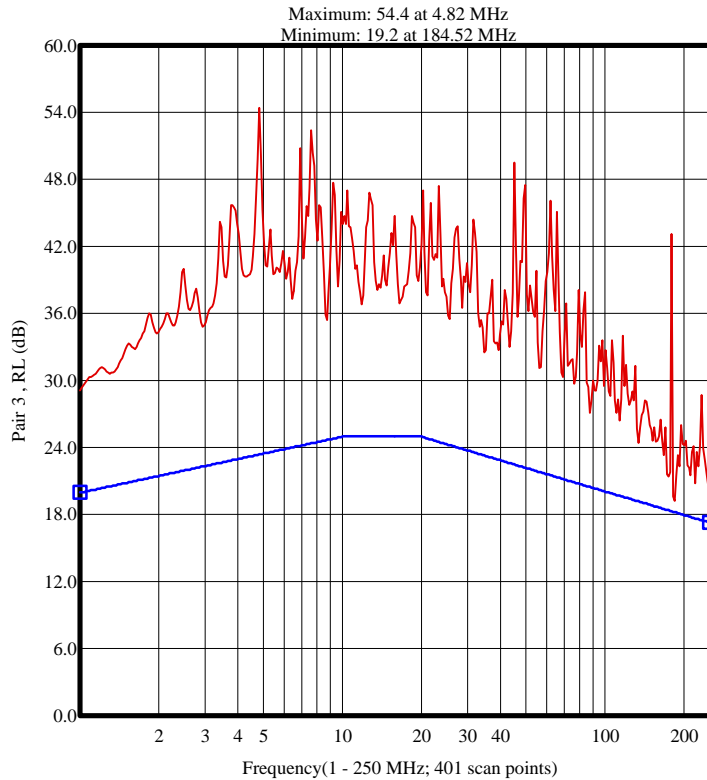
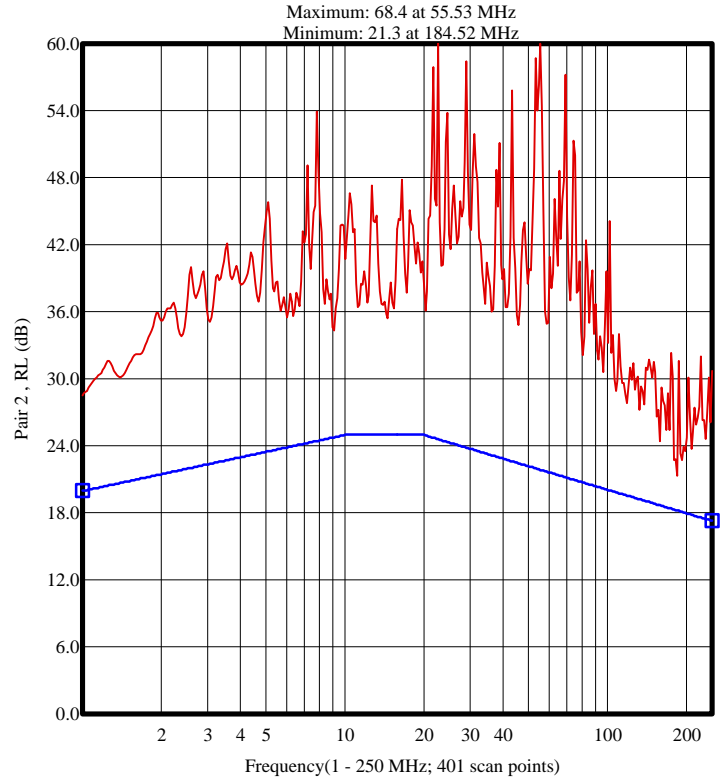
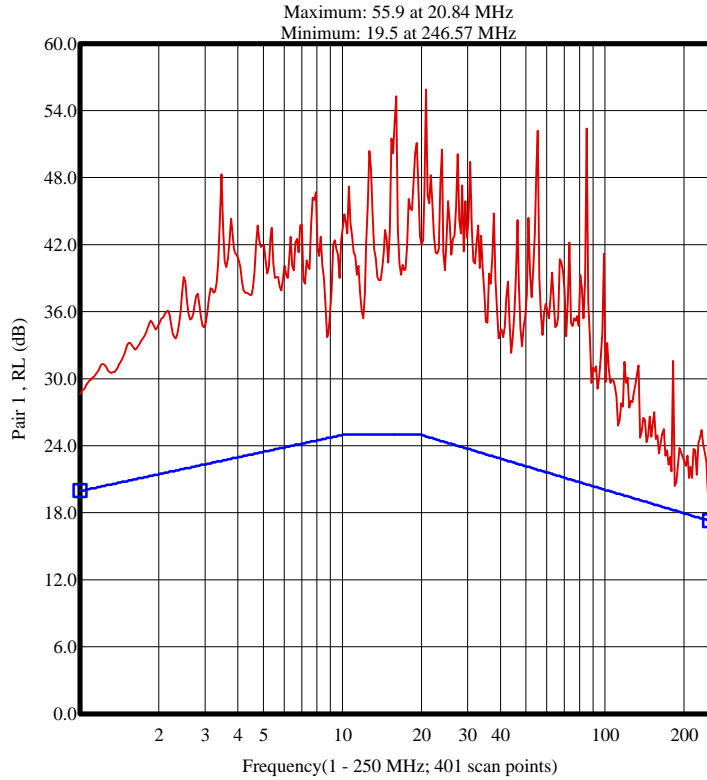
N/A = Not Applicable.  
--- = Disable/Bypassed Pair.

\* = Measured value out of spec.  
xxx = No entry.

**Summary and Graphic: Return Loss (RL)(Open/Short)**

(Formula): $RL \geq 20.0 + 5.0 * \log(f)$ ; 25.0;  $25.0 - 7.0 * \log(f/20.0)$  (Refer to manual)

Pair [Position]	Spec (Min)(dB)	Measured(dB)	Margin (dB)	@ Frequency (MHz)	Test Result
Pair 1 [2]	18.2	20.4	2.2	184.52	Passed
Pair 2 [3]	18.2	21.3	3.1	184.52	Passed
Pair 3 [4]	18.2	19.2	1.0	184.52	Passed
Pair 4 [5]	18.1	18.8	0.7	189.69	Passed

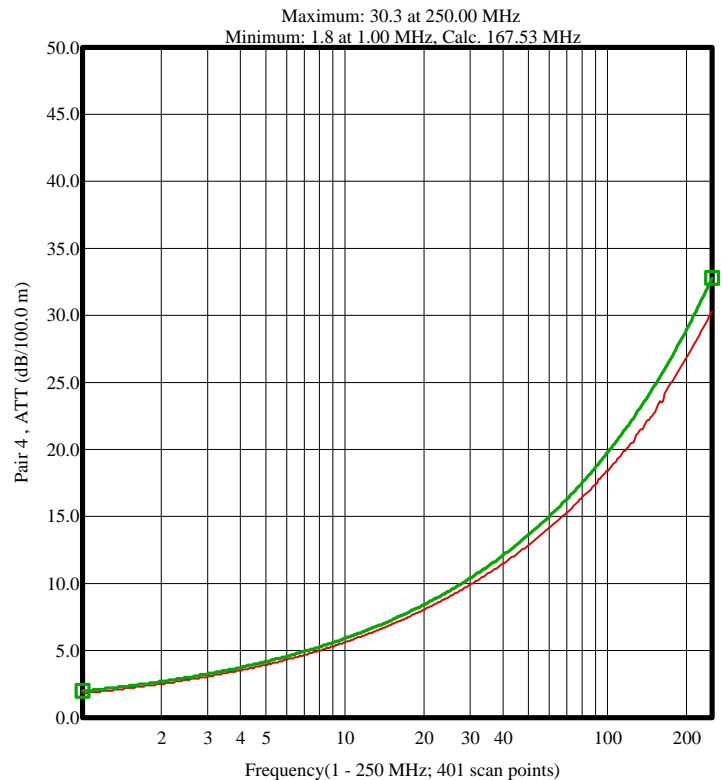
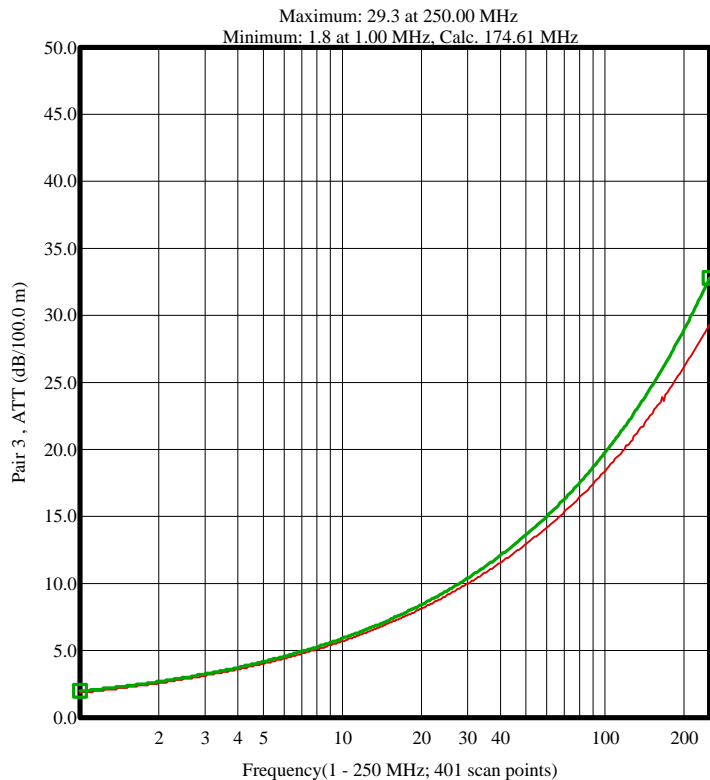
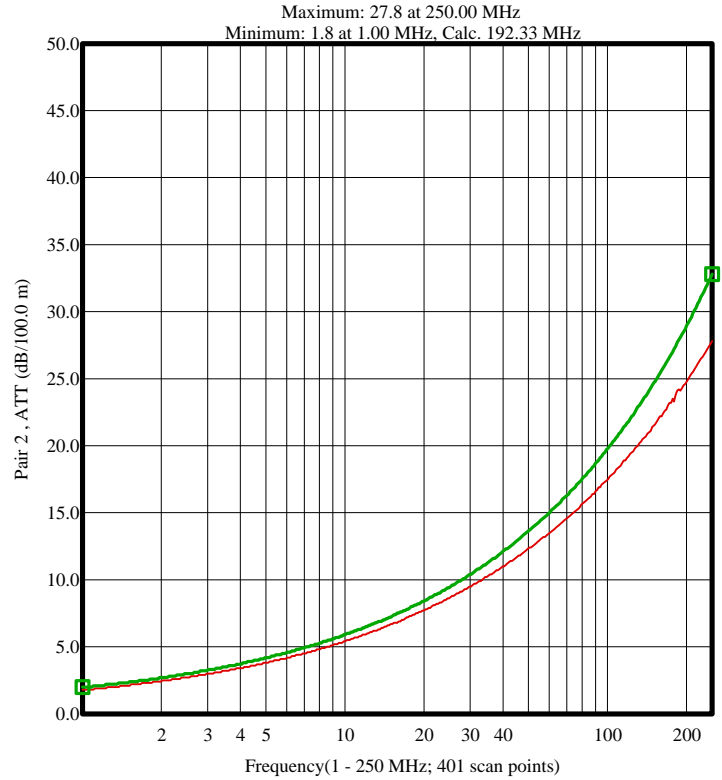
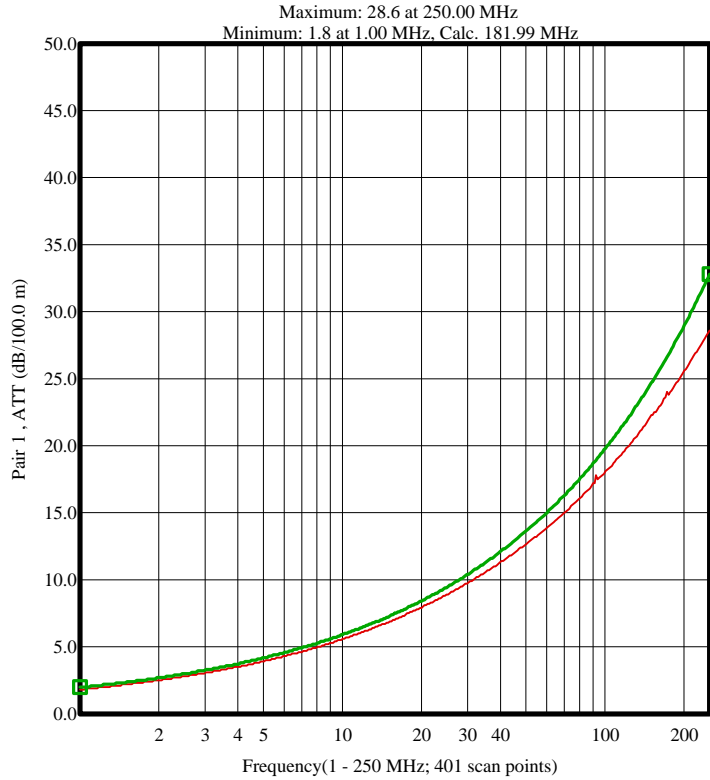


N/A = Not Applicable.  
--- = Disable/Bypassed Pair.

\* = Measured value out of spec.  
xxx = No entry.

**Summary and Graphic: Attenuation (ATT)(Curve Fit)@20C**  
 (Formula):  $ATT \leq [ (1.808 * \sqrt{f}) + (0.017 * f) + (0.200 / \sqrt{f}) ] * 1.000$  (Refer to manual)

Pair [Position]	Spec (Max)(dB/100.0 m)	Measured(dB/100.0 m)	Margin (dB/100.0 m)	@ Frequency (MHz)	Test Result
Pair 1 [2]	2.1	2.0	0.1	1.18	Passed
Pair 2 [3]	2.6	2.4	0.2	1.86	Passed
Pair 3 [4]	2.1	2.0	0.1	1.13	Passed
Pair 4 [5]	2.1	2.0	0.1	1.18	Passed



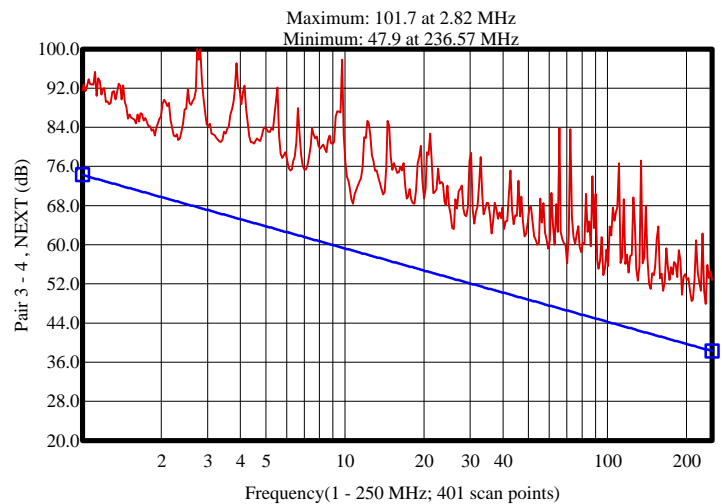
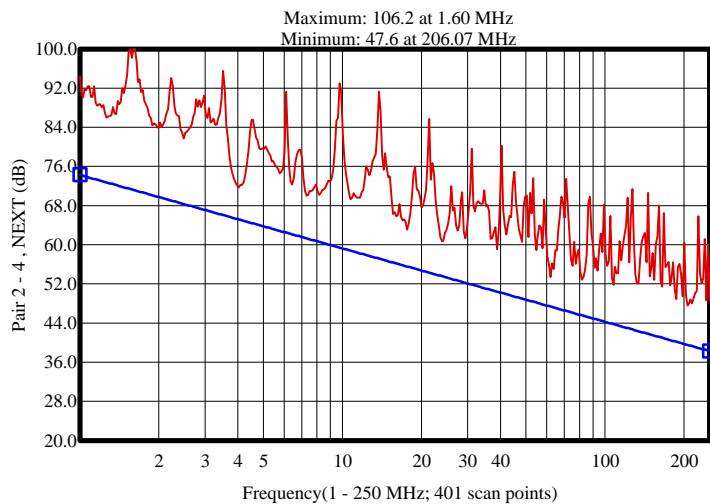
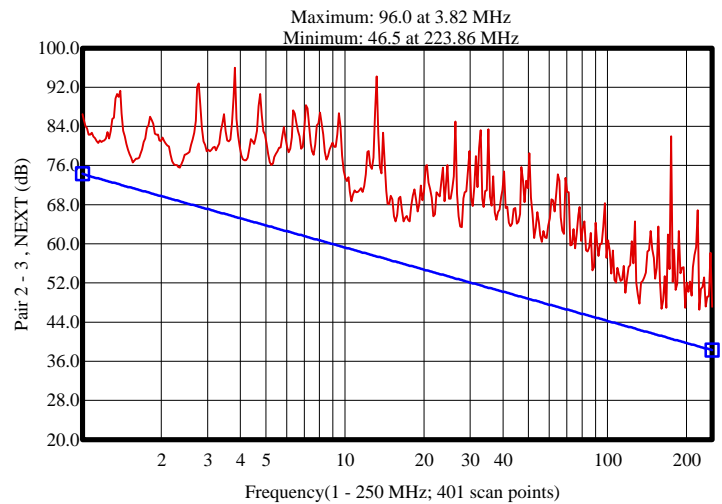
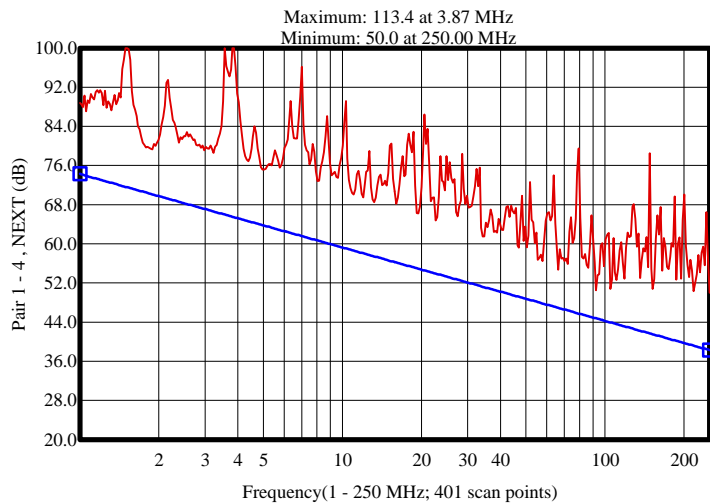
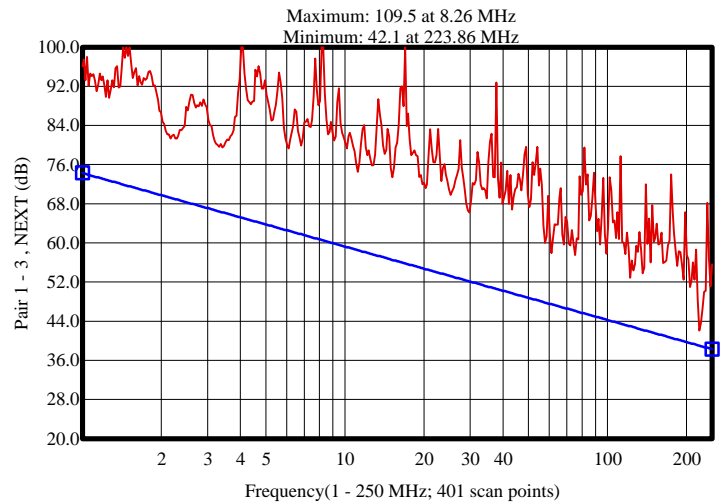
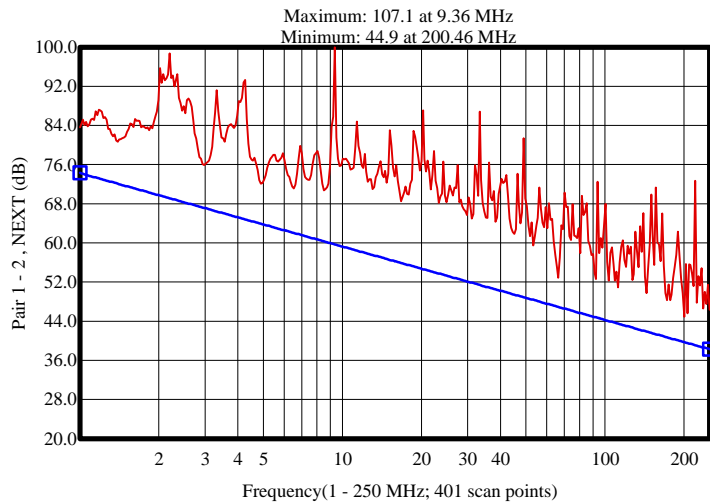
N/A = Not Applicable.  
 --- = Disable/Bypassed Pair.

\* = Measured value out of spec.  
 xxx = No entry.

### Summary and Graphic: Near End Crosstalk (NEXT)

(Formula): NEXT >= 44.300 - 15.000 \* Log(f/100.000)

Pair [Position]	Spec (Min)(dB)	Measured(dB)	Margin (dB)	@ Frequency (MHz)	Test Result
Pair 1 - 2	39.7	44.9	5.2	200.46	Passed
Pair 1 - 3	39.0	42.1	3.1	223.86	Passed
Pair 1 - 4	44.8	50.5	5.7	92.54	Passed
Pair 2 - 3	71.4	76.6	5.2	1.56	Passed
Pair 2 - 4	47.4	53.4	6.0	62.01	Passed
Pair 3 - 4	39.4	48.5	9.1	208.93	Passed



N/A = Not Applicable.  
--- = Disable/Bypassed Pair.

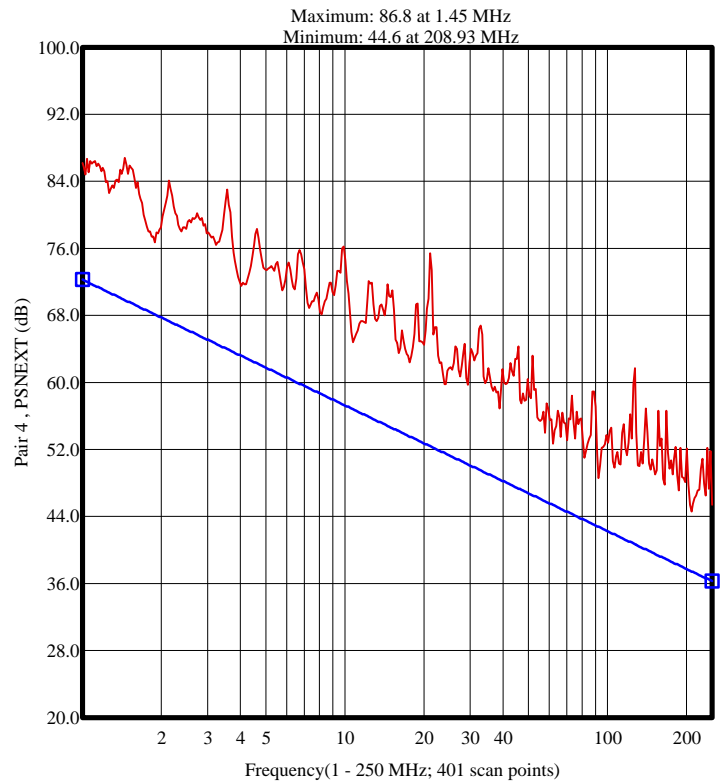
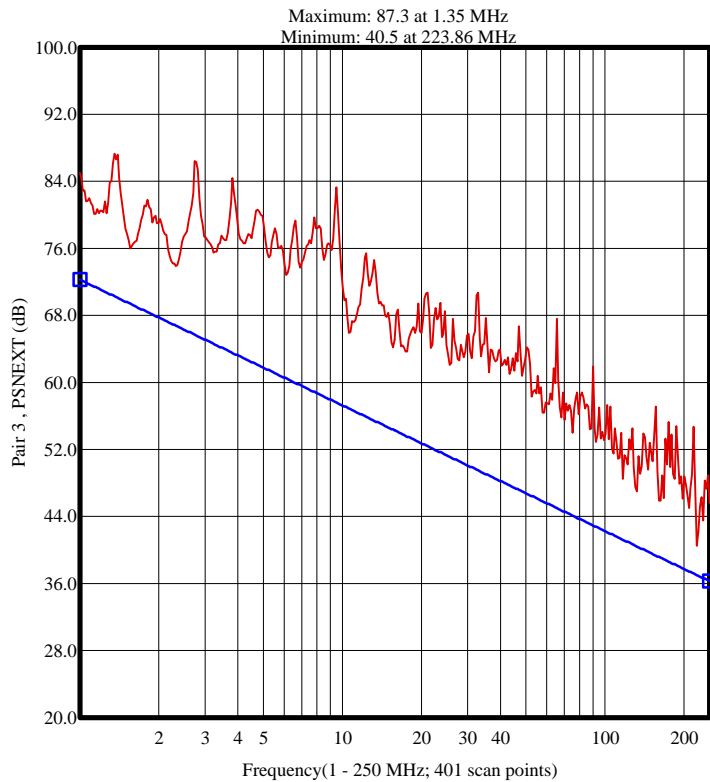
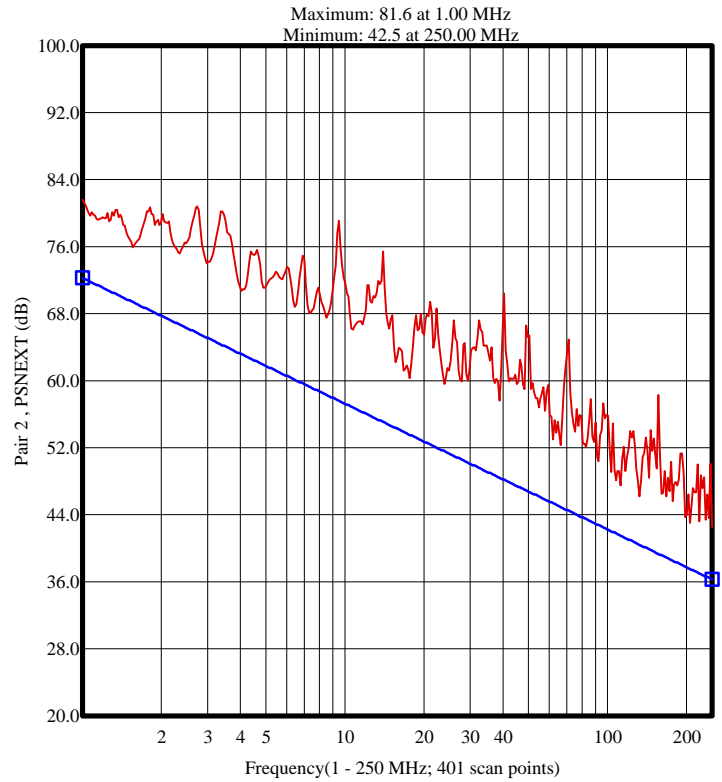
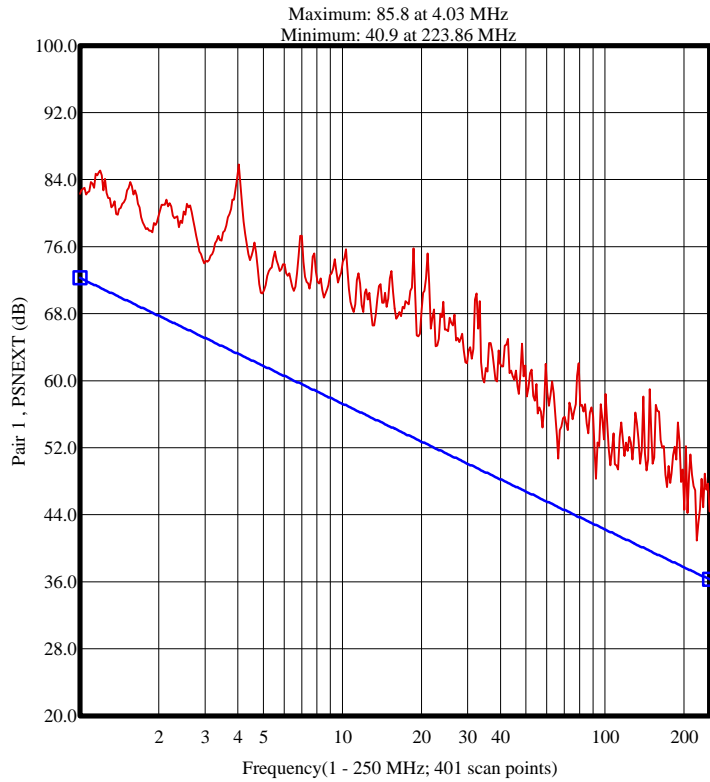
\* = Measured value out of spec.  
xxx = No entry.



### Summary and Graphic: Power Sum NEXT(PSNEXT)

(Formula): PSNEXT >= 42.30 - 15.00 \* Log(f/100.000)

Pair [Position]	Spec (Min)(dB)	Measured(dB)	Margin (dB)	@ Frequency (MHz)	Test Result
Pair 1 [2]	37.0	40.9	3.9	223.86	Passed
Pair 2 [3]	37.5	43.0	5.5	206.07	Passed
Pair 3 [4]	37.0	40.5	3.5	223.86	Passed
Pair 4 [5]	42.8	48.6	5.8	92.54	Passed



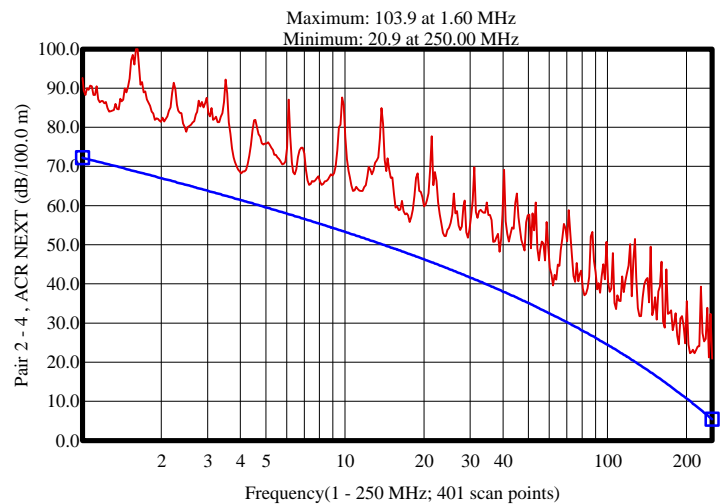
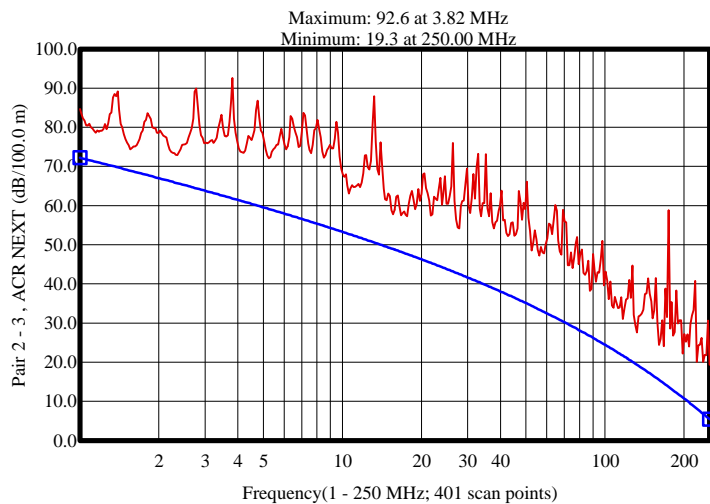
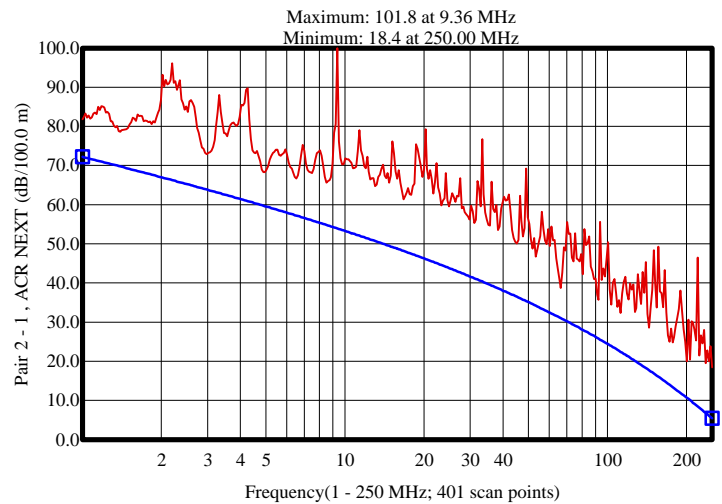
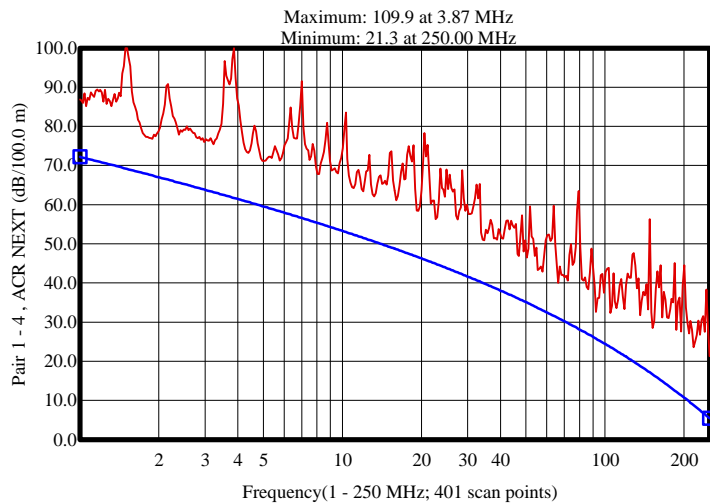
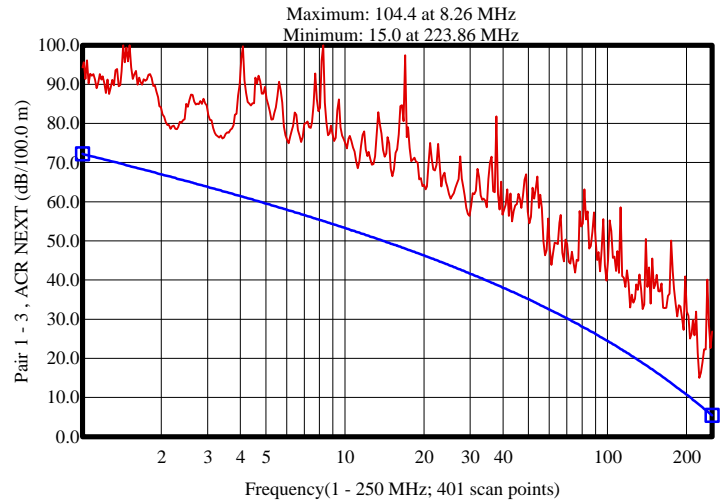
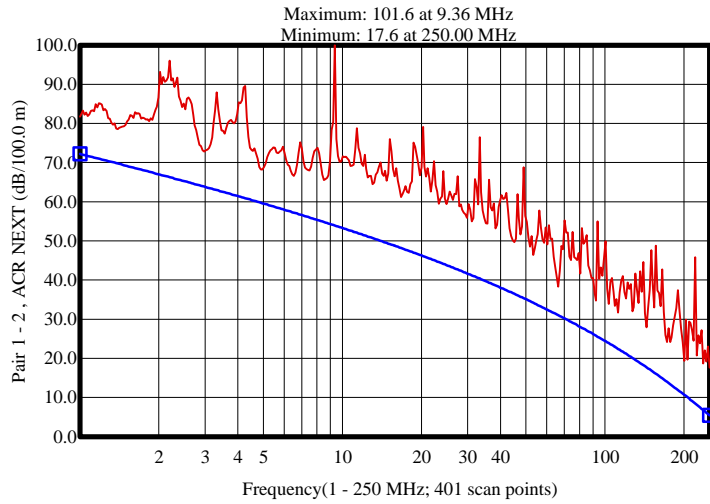
N/A = Not Applicable.  
--- = Disable/Bypassed Pair.

\* = Measured value out of spec.  
xxx = No entry.

### Summary and Graphic: ATT to NEXT Ratio (ACR NEXT)

(Formula):  $ACR(next) \geq (1.000 * NEXT Formula) - (1.000 * ATT Formula) + 0.000$  (Refer to manual)

Pair [Position]	Spec (Min)(dB/100.0 m)	Measured(dB/100.0 m)	Margin (dB/100.0 m)	@ Frequency (MHz)	Test Result
Pair 1 - 2	31.0	38.3	7.3	66.44	Passed
Pair 1 - 3	8.1	15.0	6.9	223.86	Passed
Pair 1 - 4	25.8	32.7	6.9	92.54	Passed
Pair 2 - 1	31.0	38.7	7.7	66.44	Passed
Pair 2 - 3	68.9	74.4	5.5	1.56	Passed
Pair 2 - 4	61.4	68.2	6.8	4.03	Passed



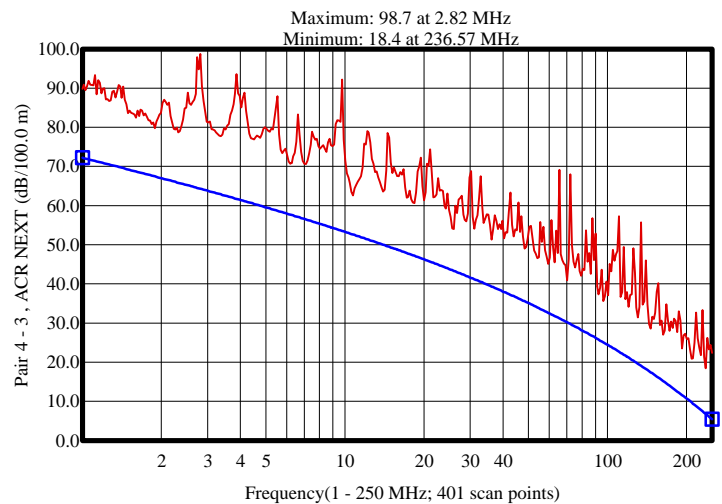
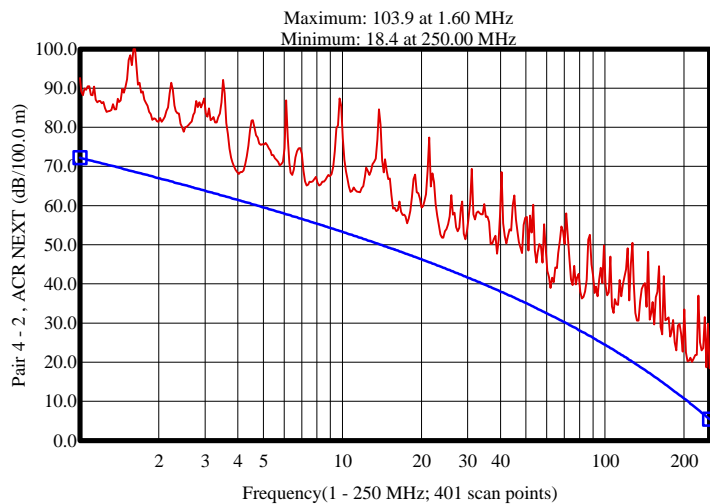
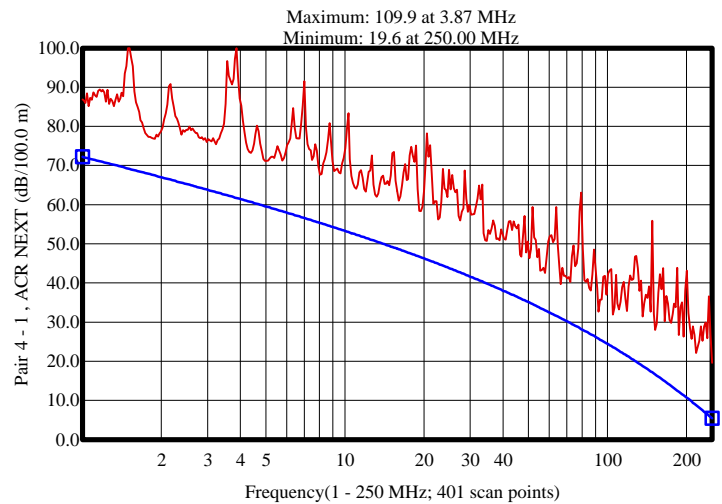
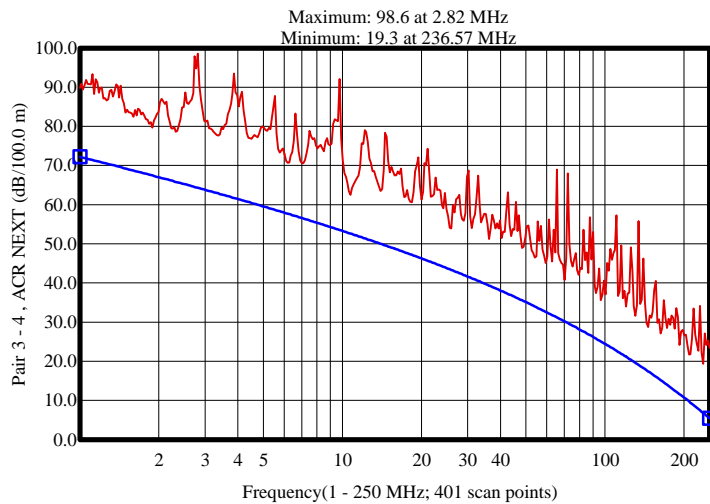
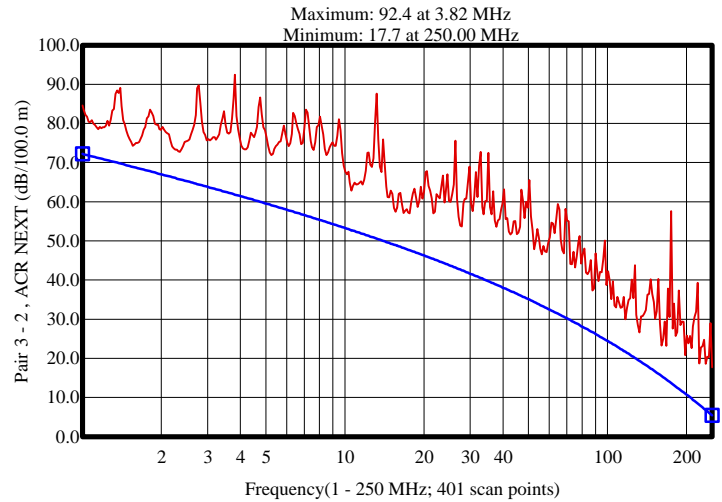
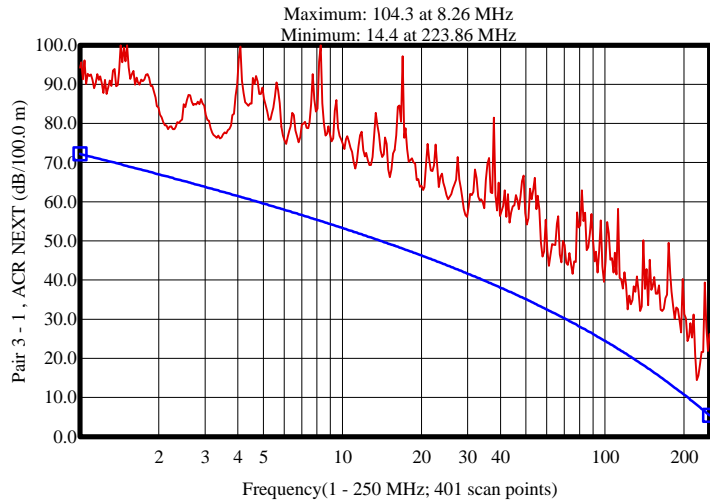
N/A = Not Applicable.  
-- = Disable/Bypassed Pair.

\* = Measured value out of spec.  
xxx = No entry.

### Summary and Graphic: ATT to NEXT Ratio (ACR NEXT)

(Formula):  $ACR(next) \geq (1.000 * NEXT Formula) - (1.000 * ATT Formula) + 0.000$  (Refer to manual)

Pair [Position]	Spec (Min)(dB/100.0 m)	Measured(dB/100.0 m)	Margin (dB/100.0 m)	@ Frequency (MHz)	Test Result
Pair 3 - 1	8.1	14.4	6.3	223.86	Passed
Pair 3 - 2	68.9	74.3	5.4	1.56	Passed
Pair 3 - 4	52.6	62.5	9.9	10.74	Passed
Pair 4 - 1	25.8	32.7	6.9	92.54	Passed
Pair 4 - 2	61.4	68.1	6.7	4.03	Passed
Pair 4 - 3	52.6	62.6	10.0	10.74	Passed



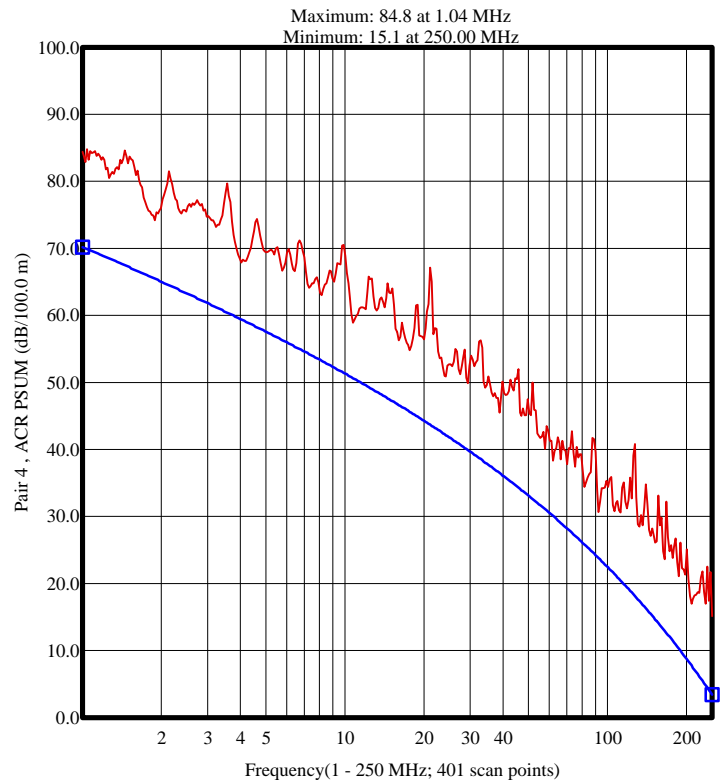
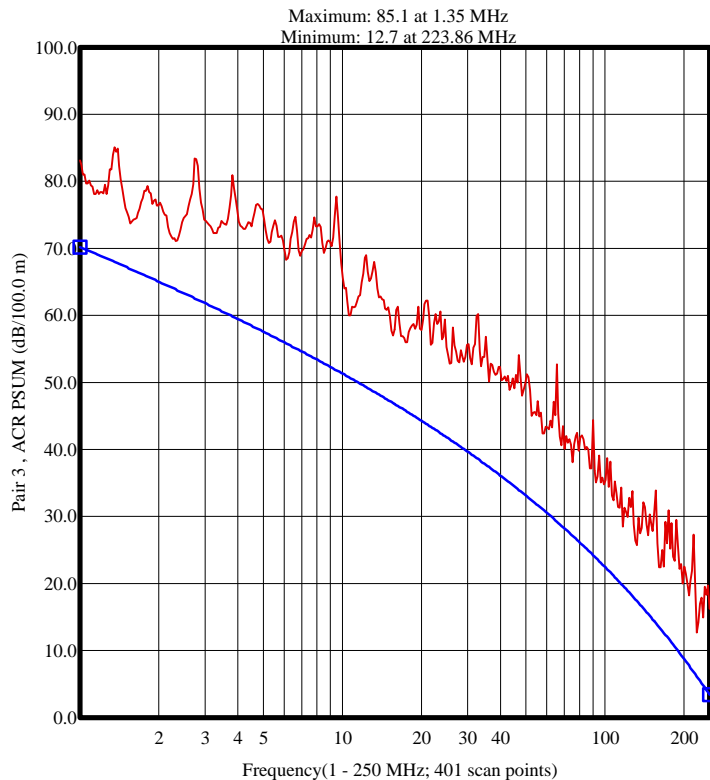
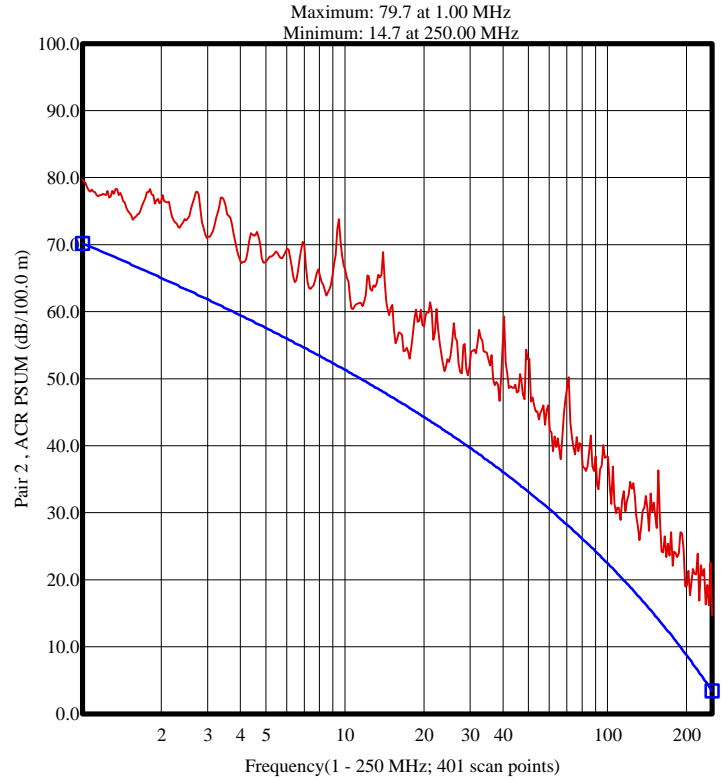
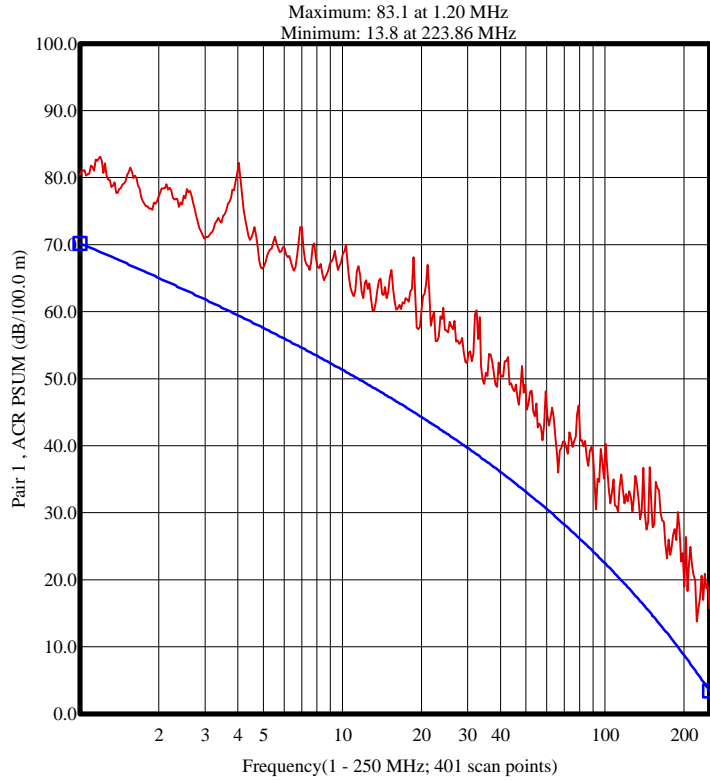
N/A = Not Applicable.  
--- = Disable/Bypassed Pair.

\* = Measured value out of spec.  
xxx = No entry.

**Summary and Graphic: ACR Power Sum (ACR PS)**

(Formula): $ACR(psum) \geq [74.000-15.000*\text{Log}(f/0.772)]-[1.808*\text{SQRT}(f)+0.017*f+0.200/\text{SQRT}(f)]+0.000*\text{Log}(f)$  (Refer to manual)

Pair [Position]	Spec (Min)(dB/100.0 m)	Measured(dB/100.0 m)	Margin (dB/100.0 m)	@ Frequency (MHz)	Test Result
Pair 1 [2]	23.8	30.5	6.7	92.54	Passed
Pair 2 [3]	66.9	73.7	6.8	1.56	Passed
Pair 3 [4]	6.1	12.7	6.6	223.86	Passed
Pair 4 [5]	23.8	30.7	6.9	92.54	Passed



N/A = Not Applicable.  
--- = Disable/Bypassed Pair.

\* = Measured value out of spec.  
xxx = No entry.

**Detail Discrete Frequencies ---Input Impedance (Zin)(Ohms)(Open/Short)**

Frequency	1.00	4.00	8.00	10.00	16.00	20.00	25.00	31.25	62.50	100.00
Max Spec	115.0	115.0	115.0	115.0	115.0	115.0	115.0	115.0	115.0	115.0
Min Spec	85.0	85.0	85.0	85.0	85.0	85.0	85.0	85.0	85.0	85.0
Pair 1 [2]	102.4	101.4	101.2	100.1	100.0	98.5	99.3	99.1	100.3	96.8
Pair 2 [3]	102.7	101.6	100.9	100.8	99.4	97.7	98.8	99.6	100.5	97.7
Pair 3 [4]	101.8	100.6	100.7	99.8	99.6	98.4	97.2	98.7	99.1	97.8
Pair 4 [5]	101.8	98.5	99.3	98.3	101.7	100.8	99.5	100.1	97.7	97.4

**Continue:Input Impedance (Zin)(Ohms)(Open/Short)**

Frequency	125.00	155.00	200.00	250.00						
Max Spec	115.0	115.0	115.0	115.0						
Min Spec	85.0	85.0	85.0	85.0						
Pair 1 [2]	98.0	99.1	102.1	107.4						
Pair 2 [3]	99.4	97.8	109.2	104.5						
Pair 3 [4]	97.4	97.2	101.8	105.7						
Pair 4 [5]	98.5	98.4	106.6	98.0						

**Detail Discrete Frequencies ---Return Loss (RL)(dB)(Open/Short)**

(Formula): $RL \geq 20.0 + 5.0 * \log(f); 25.0; 25.0 - 7.0 * \log(f/20.0)$  (Refer to manual)

Frequency	1.00	4.00	8.00	10.00	16.00	20.00	25.00	31.25	62.50	100.00
Min Spec	20.0	23.0	24.5	25.0	25.0	25.0	24.3	23.6	21.5	20.1
Pair 1 [2]	28.6	40.8	43.4	43.2	54.9	42.0	43.0	42.4	38.5	34.0
Pair 2 [3]	28.5	38.5	46.1	41.2	44.1	38.3	42.6	50.8	43.2	35.6
Pair 3 [4]	29.1	43.6	43.1	44.2	41.7	42.3	37.1	41.7	43.2	31.4
Pair 4 [5]	29.2	43.0	50.6	39.6	40.6	42.1	50.0	53.0	34.5	32.4

**Continue:Return Loss (RL)(dB)(Open/Short)**

Frequency	200.00	250.00								
Min Spec	18.0	17.3								
Pair 1 [2]	22.6	20.4								
Pair 2 [3]	24.5	30.7								
Pair 3 [4]	24.2	23.0								
Pair 4 [5]	21.1	25.7								

**Detail Discrete Frequencies ---Attenuation (ATT)(dB/100.0 m)(Curve Fit)@20C**

(Formula):  $ATT \leq [ (1.808 * \sqrt{f}) + (0.017 * f) + (0.200 / \sqrt{f}) ] * 1.000$  (Refer to manual)

Frequency	1.00	4.00	8.00	10.00	16.00	20.00	25.00	31.25	62.50	100.00
Max Spec	2.0	3.7	5.3	5.9	7.5	8.4	9.5	10.6	15.3	19.8
Pair 1 [2]	1.8	3.5	5.0	5.6	7.1	7.9	8.9	10.0	14.2	18.0
Pair 2 [3]	1.8	3.4	4.8	5.4	6.9	7.7	8.7	9.7	13.8	17.5
Pair 3 [4]	1.8	3.6	5.1	5.7	7.3	8.1	9.1	10.2	14.5	18.4
Pair 4 [5]	1.8	3.5	5.0	5.6	7.2	8.0	9.0	10.1	14.4	18.4

**Continue:Attenuation (ATT)(dB/100.0 m)(Curve Fit)@20C**

Frequency	125.00	155.00	200.00	250.00						
Max Spec	22.3	25.1	28.9	32.8						
Pair 1 [2]	20.2	22.5	25.5	28.6						
Pair 2 [3]	19.6	21.9	24.8	27.8						
Pair 3 [4]	20.5	23.1	26.2	29.3						
Pair 4 [5]	20.5	23.3	26.9	30.3						

**Detail Discrete Frequencies ---Near End Crosstalk (NEXT)(dB)**

(Formula):  $NEXT \geq 44.300 - 15.000 * \log(f/100.000)$

Frequency	1.00	4.00	8.00	10.00	16.00	20.00	25.00	31.25	62.50	100.00
Min Spec	74.3	65.2	60.7	59.3	56.2	54.7	53.3	51.8	47.3	44.3
Pair 1 - 2	83.6	87.2	78.6	76.9	75.4	76.9	68.5	65.3	64.8	66.2
Pair 1 - 3	96.1	96.3	88.6	80.7	83.7	72.2	70.6	72.2	62.5	61.2
Pair 1 - 4	88.8	89.9	73.5	79.5	68.5	71.7	76.9	68.4	65.3	58.8
Pair 2 - 3	86.5	79.1	86.0	73.7	68.8	70.9	69.2	73.8	67.5	59.3
Pair 2 - 4	94.4	71.9	71.4	84.4	65.9	67.6	63.2	75.4	54.9	61.8
Pair 3 - 4	91.6	90.3	79.8	78.1	74.7	69.5	67.5	65.1	61.6	56.8

N/A = Not Applicable.  
--- = Disable/Bypassed Pair.

\* = Measured value out of spec.  
xxx = No entry.

**Continue:Near End Crosstalk (NEXT)(dB)**

Frequency	155.00	200.00	250.00							
Min Spec	41.4	39.7	38.3							
Pair 1 - 2	61.3	45.6	46.3							
Pair 1 - 3	62.3	58.9	55.6							
Pair 1 - 4	55.8	69.2	50.0							
Pair 2 - 3	58.1	51.2	47.1							
Pair 2 - 4	55.4	58.5	48.7							
Pair 3 - 4	62.1	52.9	52.8							

**Detail Discrete Frequencies ---Power Sum NEXT(PSNEXT)(dB)**

(Formula): PSNEXT >= 42.30 - 15.00 \* Log(f/100.000)

Frequency	1.00	4.00	8.00	10.00	16.00	20.00	25.00	31.25	62.50	100.00
Min Spec	72.3	63.2	58.7	57.3	54.2	52.7	51.3	49.8	45.3	42.3
Pair 1 [2]	82.3	84.8	72.2	73.9	67.5	68.3	66.0	63.0	59.2	56.3
Pair 2 [3]	81.6	71.0	70.5	71.7	63.7	65.5	61.4	63.8	54.3	55.8
Pair 3 [4]	85.0	78.7	78.4	71.7	67.6	65.9	64.1	63.8	58.2	53.5
Pair 4 [5]	86.2	71.7	68.9	74.9	63.6	64.5	61.7	62.8	53.6	53.1

**Continue:Power Sum NEXT(PSNEXT)(dB)**

Frequency	155.00	200.00	250.00							
Min Spec	39.4	37.7	36.3							
Pair 1 [2]	53.1	45.3	44.4							
Pair 2 [3]	52.7	43.9	42.5							
Pair 3 [4]	54.9	48.3	45.6							
Pair 4 [5]	52.1	51.4	45.4							

**Detail Discrete Frequencies ---ATT to NEXT Ratio (ACR NEXT)(dB/100.0 m)**

(Formula): ACR(next) >= (1.000 \* NEXT Formula) - (1.000 \* ATT Formula) + 0.000 (Refer to manual)

Frequency	1.00	4.00	8.00	10.00	16.00	20.00	25.00	31.25	62.50	100.00
Min Spec	72.2	61.4	55.4	53.3	48.6	46.3	43.8	41.2	31.9	24.5
Pair 1 - 2	81.7	83.6	73.6	71.3	68.3	68.9	59.6	55.2	50.5	48.2
Pair 1 - 3	94.3	92.8	83.6	75.1	76.6	64.2	61.6	62.2	48.3	43.1
Pair 1 - 4	86.9	86.3	68.5	73.9	61.4	63.8	68.0	58.4	51.1	40.7
Pair 2 - 1	81.8	83.7	73.7	71.5	68.5	69.2	59.8	55.5	50.9	48.6
Pair 2 - 3	84.7	75.6	81.1	68.2	61.8	63.1	60.5	64.0	53.7	41.7
Pair 2 - 4	92.6	68.4	66.6	79.0	58.9	59.8	54.5	65.7	41.1	44.3
Pair 3 - 1	94.2	92.7	83.5	75.0	76.4	64.0	61.4	61.9	48.0	42.7
Pair 3 - 2	84.6	75.4	80.9	67.9	61.5	62.7	60.0	63.5	53.0	40.8
Pair 3 - 4	89.8	86.7	74.6	72.3	67.5	61.3	58.4	54.8	47.1	38.4
Pair 4 - 1	86.9	86.3	68.4	73.9	61.3	63.7	67.9	58.2	50.8	40.3
Pair 4 - 2	92.6	68.3	66.4	78.7	58.7	59.5	54.2	65.2	40.4	43.4
Pair 4 - 3	89.8	86.7	74.7	72.4	67.5	61.4	58.5	54.9	47.1	38.4

**Continue:ATT to NEXT Ratio (ACR NEXT)(dB/100.0 m)**

Frequency	155.00	200.00	250.00							
Min Spec	16.2	10.8	5.4							
Pair 1 - 2	38.8	20.1	17.6							
Pair 1 - 3	39.7	33.3	26.9							
Pair 1 - 4	33.3	43.6	21.3							
Pair 2 - 1	39.4	20.8	18.4							
Pair 2 - 3	36.2	26.3	19.3							
Pair 2 - 4	33.5	33.8	20.9							
Pair 3 - 1	39.2	32.7	26.2							
Pair 3 - 2	35.0	24.9	17.7							
Pair 3 - 4	39.0	26.8	23.4							
Pair 4 - 1	32.5	42.2	19.6							
Pair 4 - 2	32.1	31.7	18.4							
Pair 4 - 3	38.8	26.1	22.4							

**Detail Discrete Frequencies ---ACR Power Sum (ACR PS)(dB/100.0 m)**

(Formula):ACR(psum) >= [74.000-15.000\*Log(f/0.772)]-[1.808\*SQRT(f)+0.017\*f+0.200/SQRT(f)]+0.000\*Log(f) (Refer to manual)

Frequency	1.00	4.00	8.00	10.00	16.00	20.00	25.00	31.25	62.50	100.00
Min Spec	70.2	59.4	53.4	51.3	46.6	44.3	41.8	39.2	29.9	22.5
Pair 1 [2]	80.4	81.2	67.1	68.3	60.4	60.3	57.1	52.9	45.0	38.3
Pair 2 [3]	79.7	67.6	65.6	66.3	56.7	57.8	52.6	54.1	40.4	38.3
Pair 3 [4]	83.1	75.0	73.3	66.0	60.3	57.8	55.0	53.5	43.7	35.1
Pair 4 [5]	84.4	68.2	63.9	69.2	56.4	56.4	52.7	52.6	39.1	34.7

N/A = Not Applicable.  
--- = Disable/Bypassed Pair.

\* = Measured value out of spec.  
xxx = No entry.

**Continue:ACR Power Sum (ACR PS)(dB/100.0 m)**

Frequency	155.00	200.00	250.00							
Min Spec	14.2	8.8	3.4							
Pair 1 [2]	30.5	19.8	15.7							
Pair 2 [3]	30.8	19.0	14.7							
Pair 3 [4]	31.8	22.0	16.2							
Pair 4 [5]	28.7	24.4	15.1							

N/A = Not Applicable.  
--- = Disable/Bypassed Pair.

\* = Measured value out of spec.  
xxx = No entry.