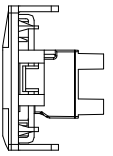
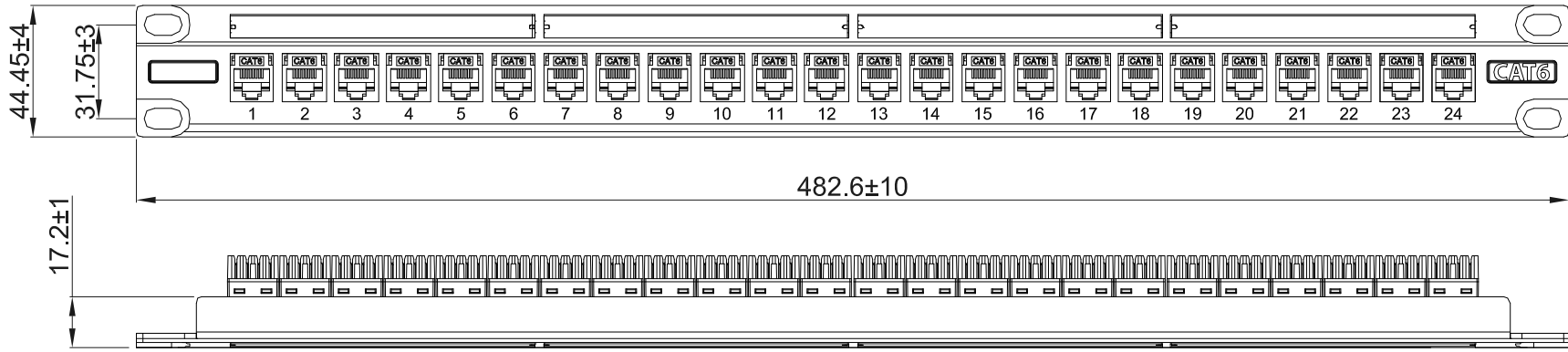
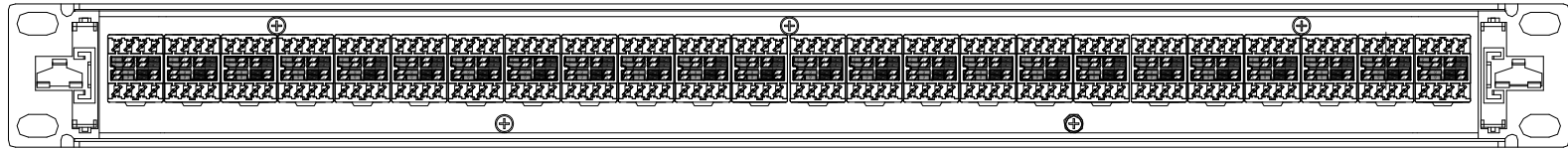


1 ROHS Compliant

7	DATE	2012/08/13
	Revision	A



Features :

- T-568A/B Dual wiring
- RJ45 complies with FCC part 68 standard
- 110/Krone dual IDC connector compatible
- Provides termination for 22~26 AWG wire
- Jack insertion life >750 mating cycles
- IDC insertion life >250 mating cycles
- Operating temperature : -40°C~+60°C

Electrical :

- Contact resistance : 20m ohm
- DC Current rating : 1.5Amps
- DC resistance : Max.0.1 ohm
- Insulation Resistance : 500m ohm
- Dielectric withstanding voltage : 1000V

TOLERANCE	
.XXXX	----
.XXX	0.10
.XX	0.25
.X	0.38

MATERIAL	
CATEGORY	<input type="checkbox"/> CAT.5E <input checked="" type="checkbox"/> CAT.6 <input type="checkbox"/> CAT.3 <input type="checkbox"/> OTHER _____
FRAME	METALLIC SPCC + PC
IDC PLASTIC	PC, UL 94-V0
IDC CONTACT	PHOSPHOR BRONZE WITH 200U" TIN OVER NICKEL
CONTACT	0.46 mm DIAMETER PHOSPHOR BRONZE GOLD PLATED OVER NICKEL
GOLD-PLATING	<input type="checkbox"/> 0.0762 um / 3u inch <input type="checkbox"/> 0.15 um / 6u inch <input type="checkbox"/> 0.38 um / 15u inch <input type="checkbox"/> 0.76 um / 30u inch <input checked="" type="checkbox"/> 1.27 um / 50u inch
TYPE OF PRODUCT	<input checked="" type="checkbox"/> UNSHIELD <input type="checkbox"/> SHIELD : STAINLESS COVER

P/NO. **NFPP-C6-24**

ITEM. Patch Panel	CO. SY	S/N. NFPP-C6-24
DR. Wakka 2012/08/13	APPD.	CHKD.
NEX1 Technologies Co., Ltd TEL: (02) 2518-1300 FAX: (02) 2501-4209		FILE. NFPP-C6-24
		SCALE /
		UNIT mm SIZE A4

A
B
C
D
E

A
B
C
D
E

1 2 3 4 5 6 7